


# UT-DT | U-shaped multi-membrane cable grommet

for cables without connectors, tool-free assembly / up to IP54



The UT-DT membrane cable grommet is used to route non-assembled cables. It can be used wherever the use of the [UT cable grommets](#) is possible.

Its use allows the packing density of the routed cables to be increased. The wall thickness of the housing can range from 1.0 to 4.0 mm.

It is used in various types of housings made from different materials. These include plastic, metal and die-cast aluminium housings.

**By screwing the cover tightly on the enclosure, pressure acts on the cable grommet and, depending on the properties of the enclosure, enables a sealing rate of up to IP54.**

IP54

HL3  
EN 45545-2

ECOLAB  
certified

UV  
ISO 4892-2A

RoHS  
compliant

REACH  
COMPLIANCE

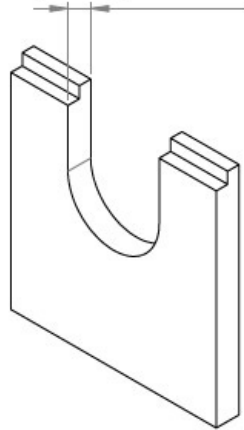
Made in  
Germany

## Ausbruch | Cut-out

### Gehäuse mit Nut – Federsystem

Housing with tongue and groove system

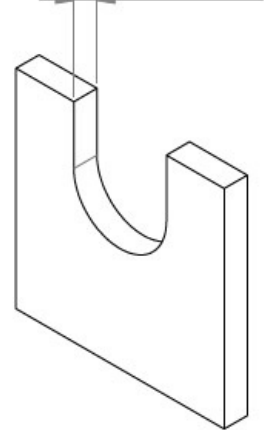
Wanddicke | Wall thickness  
1,0 mm – 4,0 mm



### Gehäuse ohne Nut - Federsystem

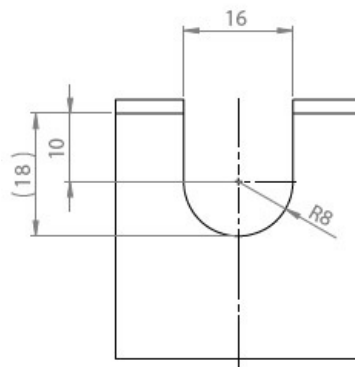
Housing without tongue and groove system

Wanddicke | Wall thickness  
1,0 mm – 4,0 mm



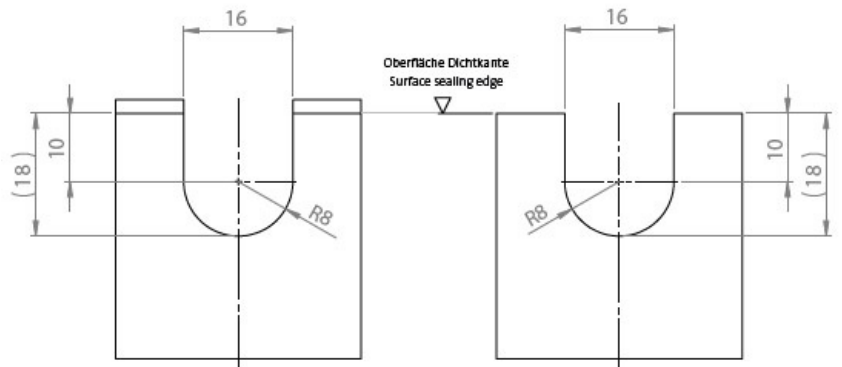
### Ausbruch mit Nut

Cut-out with groove



### Ausbruch ohne Nut

Cut-out without groove




# Specifications

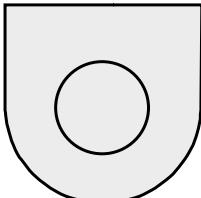
# Advantages & benefits


- Up to five cables can be routed with one grommet
- For housing wall thickness from 1 - 4 mm
- Easy, tool-free installation
- Cost-effective solution

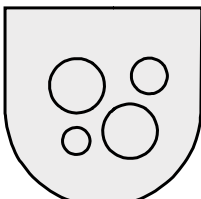
<b>IP rating (EN 60529)</b>	IP54
<b>Material</b>	Elastomer
<b>Flame class</b>	UL94-V0, self-extinguishing
<b>Operating temperature</b>	-40 C° to 100 C°
<b>Properties</b>	UV-resistant, silicone free, halogen free
<b>Mounting options</b>	Snap-in


# Product types & sizes

<b>UT-DT 1 bk</b>	Part No.	<b>56120</b>	Height	<b>11 mm</b>
	EAN	<b>4251269336553</b>	Mounting height	<b>5 mm</b>
	Package quantity	<b>10</b>	For min. wall thickness	<b>1 mm</b>
	For max. no. of cables	<b>1</b>	For max. wall thickness	<b>4 mm</b>
	Colour	<b>black</b>	Clamping range	<b>1 x 1 - 11 mm</b>
	Length	<b>23,5 mm</b>		
	Width	<b>23 mm</b>		

<b>UT-DT 1 gy</b>	Part No.	<b>56020</b>	Height	<b>11 mm</b>
	EAN	<b>4251269335945</b>	Mounting height	<b>5 mm</b>
	Package quantity	<b>10</b>	For min. wall thickness	<b>1 mm</b>
	For max. no. of cables	<b>1</b>	For max. wall thickness	<b>4 mm</b>
	Colour	<b>grey (similar RAL 7035)</b>	Clamping range	<b>1 x 1 - 11 mm</b>
	Length	<b>23,5 mm</b>		
	Width	<b>23 mm</b>		

<b>UT-DT 4 bk</b>	Part No.	<b>56121</b>	Height	<b>11 mm</b>
	EAN	<b>4251269336560</b>	Mounting height	<b>5 mm</b>
	Package quantity	<b>10</b>	For min. wall thickness	<b>1 mm</b>
	For max. no. of cables	<b>4</b>	For max. wall thickness	<b>4 mm</b>
	Colour	<b>black</b>	Clamping range	<b>1 x 1 - 3.2 mm</b>
	Length	<b>23,5 mm</b>		<b>1 x 1 - 4.2 mm</b>
	Width	<b>23 mm</b>		<b>2 x 1 - 6.4 mm</b>

<b>UT-DT 4 gy</b>	Part No.	<b>56021</b>	Height	<b>11 mm</b>
	EAN	<b>4251269335952</b>	Mounting height	<b>5 mm</b>
	Package quantity	<b>10</b>	For min. wall thickness	<b>1 mm</b>
	For max. no. of cables	<b>4</b>	For max. wall thickness	<b>4 mm</b>
	Colour	<b>grey (similar RAL 7035)</b>	Clamping range	<b>1 x 1 - 3.2 mm</b>
	Length	<b>23,5 mm</b>		<b>1 x 1 - 4.2 mm</b>
	Width	<b>23 mm</b>		<b>2 x 1 - 6.4 mm</b>

**UT-DT 5 bk**


Part No.  
EAN  
Package quantity  
For max. no. of cables  
Colour  
Length  
Width

**56122**  
**4251269336577**  
**10**  
**5**  
**black**  
**23,5 mm**  
**23 mm**

Height  
Mounting height  
For min. wall thickness  
For max. wall thickness  
Clamping range

**11 mm**  
**5 mm**  
**1 mm**  
**4 mm**  
**2 x 1 - 3.2 mm**  
**3 x 1 - 5.2 mm**

---

**UT-DT 5 gy**

Part No.  
EAN  
Package quantity  
For max. no. of cables  
Colour  
Length  
Width

**56022**  
**4251269335969**  
**10**  
**5**  
**grey (similar RAL 7035)**  
**23,5 mm**  
**23 mm**

Height  
Mounting height  
For min. wall thickness  
For max. wall thickness  
Clamping range

**11 mm**  
**5 mm**  
**1 mm**  
**4 mm**  
**2 x 1 - 3.2 mm**  
**3 x 1 - 5.2 mm**

---